

Chapter 7

Date Functions

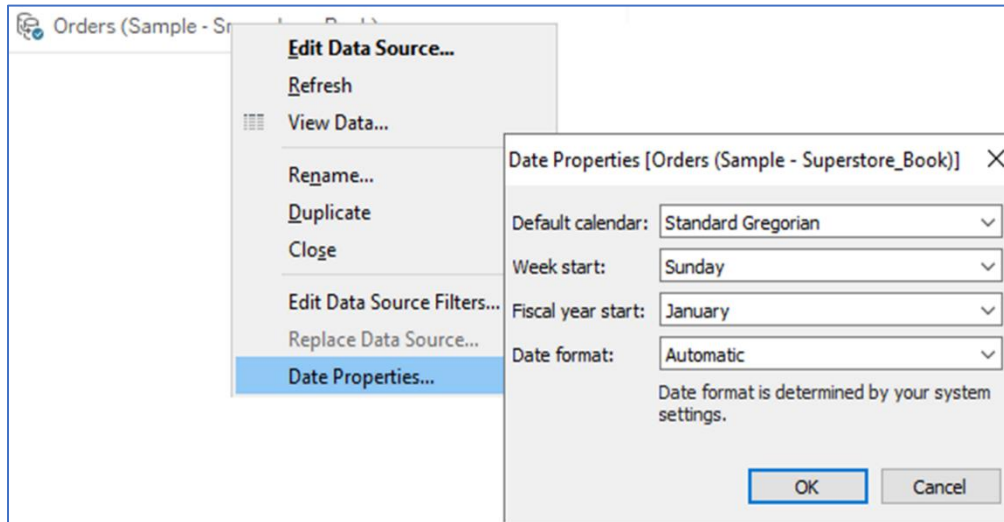


Figure 7.1: Date Properties.

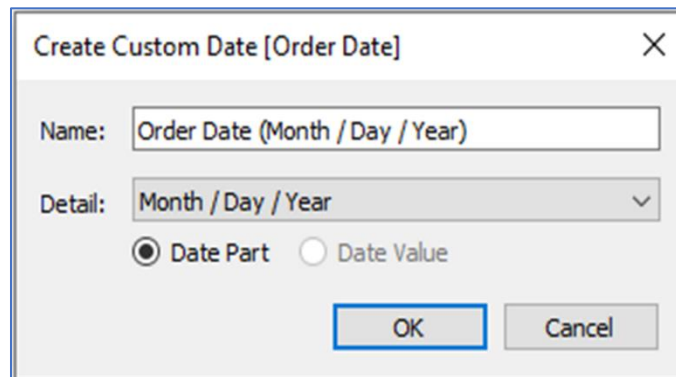


Figure 7.2: Create Custom Date option.

Order Date (Month / Day / Year)		
January 3, 2019	16	^
January 4, 2019	288	
January 5, 2019	20	
January 6, 2019	4,407	
January 7, 2019	87	
January 9, 2019	41	
January 10, 2019	55	
January 11, 2019	10	

Figure 7.3 Sales for Individual dates.

Drop Field

Which field do you want to drop?

- Order Date (Continuous)**
- Order Date (Discrete)
- YEAR(Order Date)
- QUARTER(Order Date)
- MONTH(Order Date)
- DAY(Order Date)
- WEEK(Order Date)
- WEEKDAY(Order Date)
- MY(Order Date)
- MDY(Order Date)

Figure 7.4: Drop field option on Date.

Week of Order Date	
Week 1	1,482
Week 2	8,472
Week 3	8,939
Week 4	16,059
Week 5	5,559
Week 6	7,881
Week 7	3,147
Week 8	6,963

YEAR(Order Date)

(All)

2019

2020

2021

2022

Figure 7.5: Weekly Sales with 2022 selected on the filter.

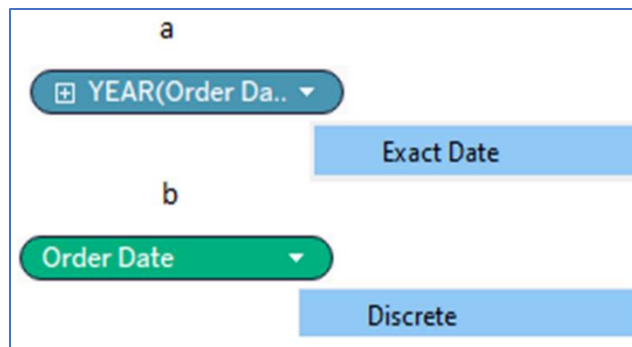


Figure 7.6: Steps to get the Exact Date and converting to discrete.

Columns			
Rows			
Order ID	Order Date	DateAdd:PaymentDate	
CA-2019-100867	10/19/2019	1/19/2020	Abc
CA-2019-107153	9/28/2019	12/28/2019	Abc
CA-2019-115238	1/21/2019	4/21/2019	Abc
CA-2019-115777	8/19/2019	11/19/2019	Abc
CA-2019-117964	12/2/2019	3/2/2020	Abc
CA-2019-119508	12/4/2019	3/4/2020	Abc
CA-2019-123625	12/29/2019	3/29/2020	Abc
CA-2019-123664	12/2/2019	3/2/2020	Abc
CA-2019-125388	10/19/2019	1/19/2020	Abc

Figure 7.7: Order ID with Order Date and Payment Date.

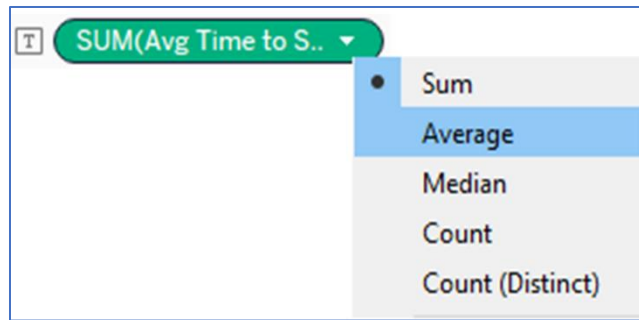


Figure 7.8: Changing aggregation to Average.

State	
Alabama	6.11
Alberta	6.77
Arizona	6.07
Arkansas	6.13
British Columbia	6.36
California	5.87
Colorado	5.68
Connecticut	5.60
Delaware	6.27
District of Columbia	7.70
Florida	5.95

Figure 7.9 Average time to ship by States.

Order Date_Str	DateParse
2019-01-03	1/3/2019
2019-01-04	1/4/2019
2019-01-05	1/5/2019
2019-01-06	1/6/2019
2019-01-07	1/7/2019
2019-01-09	1/9/2019
2019-01-10	1/10/2019

Figure 7.10: String date converted to the Date format.

Order ID	Ship Date	YEAR(Ship Date)
CA-2021-158792	1/4/2022	<input type="checkbox"/> (All)
CA-2022-105471	12/8/2022	<input type="checkbox"/> 2019
CA-2022-106541	12/8/2022	<input type="checkbox"/> 2020
CA-2022-107004	10/26/2022	<input type="checkbox"/> 2021
CA-2022-108735	4/23/2022	<input checked="" type="checkbox"/> 2022
CA-2022-112109	7/14/2022	<input type="checkbox"/> 2023
CA-2022-115238	1/26/2022	

Figure 7.11: Order ID and Ship Date with 2022 filter.

Order ID	Ship Date	DatePart_Ship	DateName:Ship	DateTrunc:Ship	Holidays/Month
CA-2021-158792	1/4/2022	1	January	1/1/2022	Birthday of Martin Luther ..
CA-2022-105471	12/8/2022	12	December	12/1/2022	Christmas Day
CA-2022-106541	12/8/2022	12	December	12/1/2022	Christmas Day
CA-2022-107004	10/26/2022	10	October	10/1/2022	Columbus Day
CA-2022-108735	4/23/2022	4	April	4/1/2022	No Holiday
CA-2022-112109	7/14/2022	7	July	7/1/2022	Independence Day
CA-2022-115238	1/26/2022	1	January	1/1/2022	Birthday of Martin Luther ..
CA-2022-115483	3/23/2022	3	March	3/1/2022	No Holiday
CA-2022-115777	8/26/2022	8	August	8/1/2022	No Holiday
CA-2022-119508	12/11/2022	12	December	12/1/2022	Christmas Day

Figure 7.12: Ship Date with various date functions.

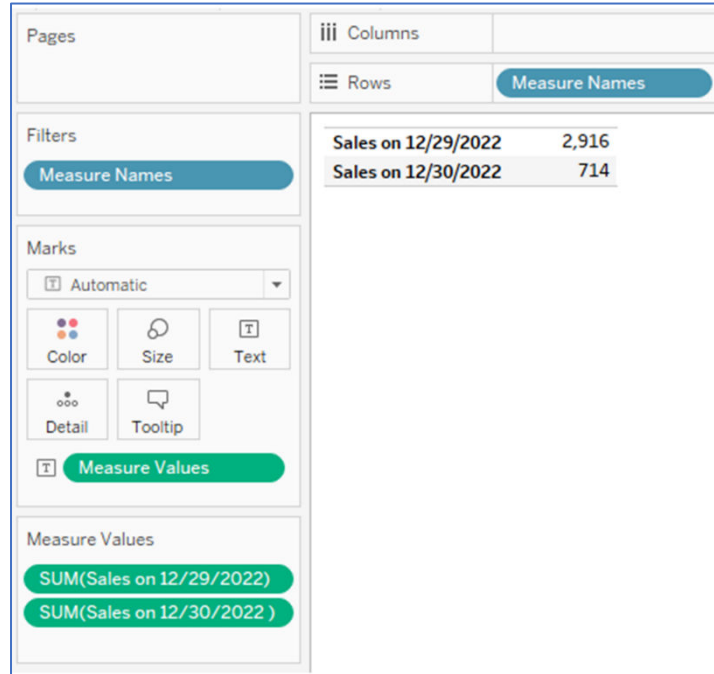


Figure 7.13: Using specific dates in a calculation.