

Chapter 9

Sorting



Figure 9.1: Sorting icons.

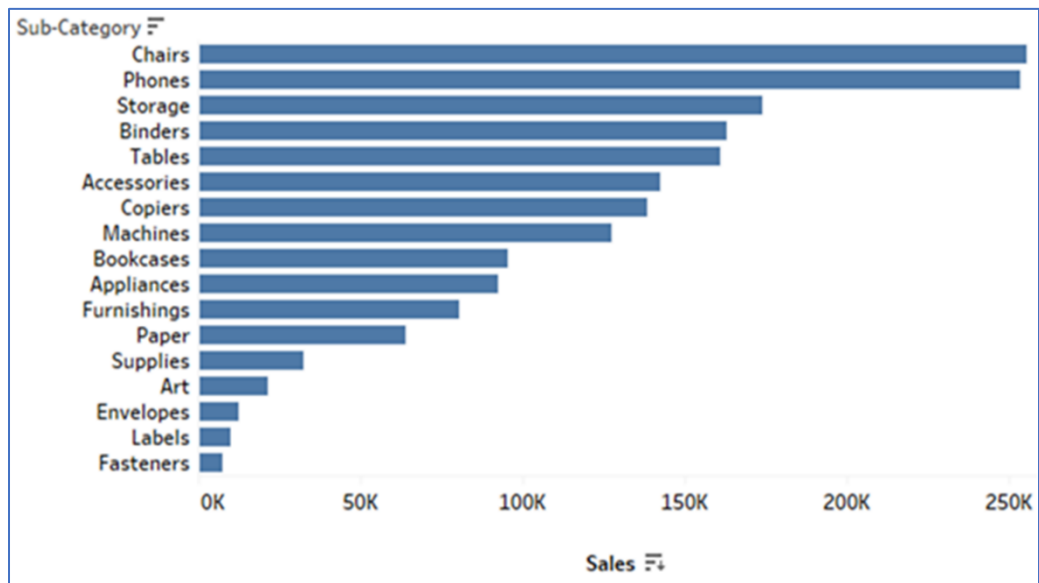


Figure 9.2: Sorting using Toolbar icons.

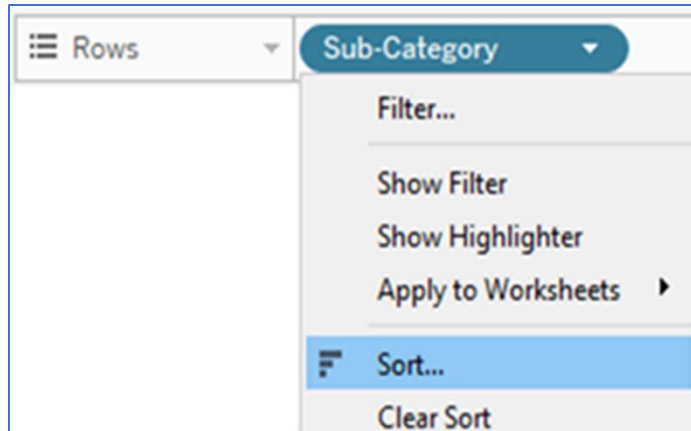


Figure 9.3: Sort option from the field.

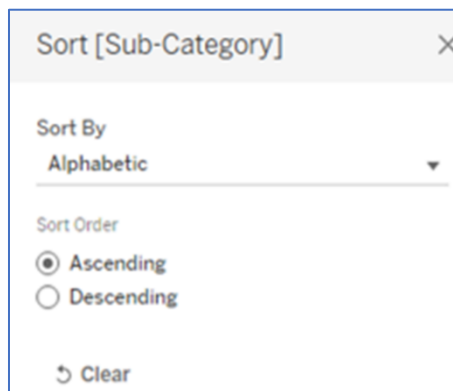


Figure 9.4: Sorting Sub-Category in Alphabetical order.

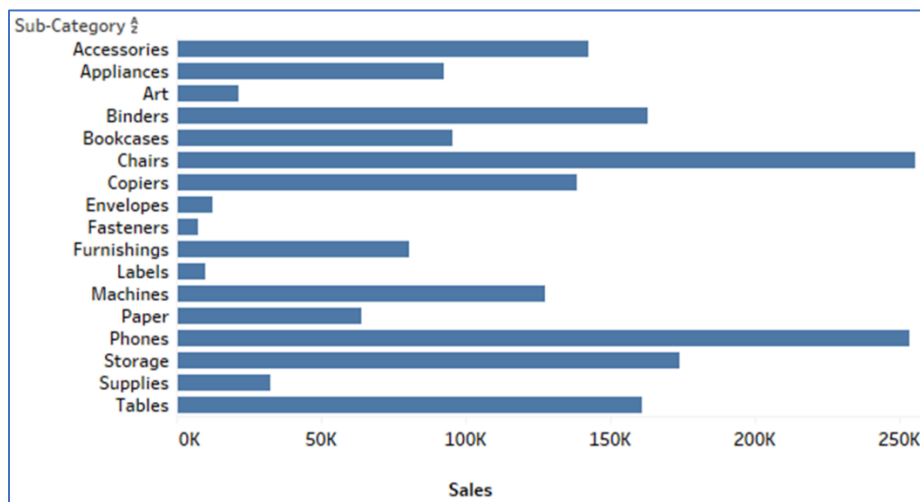


Figure 9.5: Chart display Sub-Category in Alphabetical order.

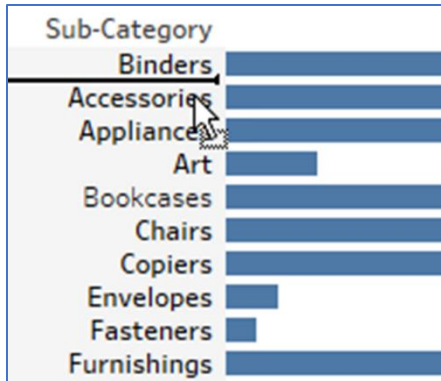


Figure 9.6: Drag/ drop fields to keep them in certain order.

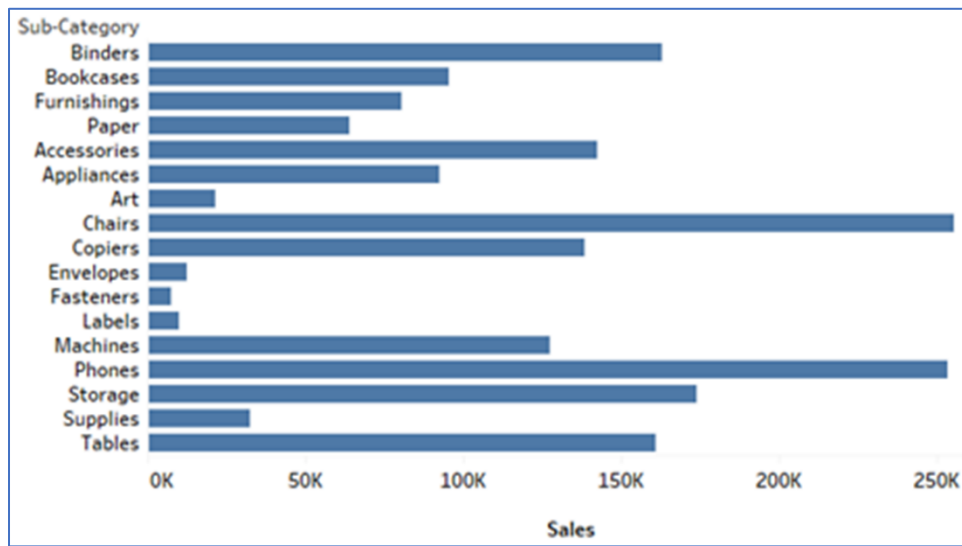


Figure 9.7: Sub-Categories manually sorted.

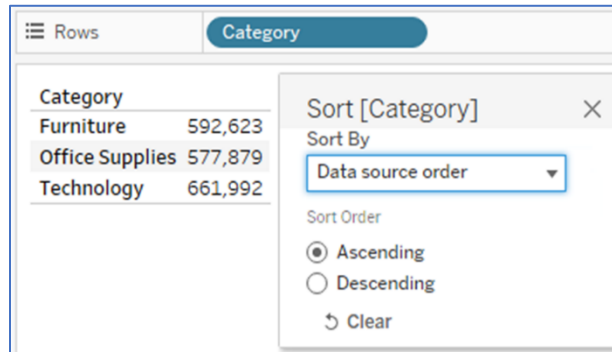


Figure 9.8: Category default sorting.

Category	Sub-Category	
Technology	Accessories	142,366
	Copiers	138,696
	Machines	127,558
	Phones	253,372
Furniture	Bookcases	95,325
	Chairs	255,786
	Furnishings	80,508
	Tables	161,005
Office Supplies	Appliances	92,524
	Art	21,504
	Binders	162,895
	Envelopes	12,673
	Fasteners	7,731
	Labels	9,854
	Paper	64,219
	Storage	174,174
Supplies	32,306	

Figure 9.9: Sorting after using Sub-Category.

Category	Sub-Category	
Technology	Phones	253,372
	Accessories	142,366
	Copiers	138,696
	Machines	127,558
Furniture	Chairs	255,786
	Tables	161,005
	Bookcases	95,325
	Furnishings	80,508
Office Supplies	Storage	174,174
	Binders	162,895
	Appliances	92,524
	Paper	64,219
	Supplies	32,306
	Art	21,504
	Envelopes	12,673
	Labels	9,854
	Fasteners	7,731

Figure 9.10: Result of the nested sort.